


## Rigitone Climafit 10



- best thermal conductivity > 0,52 W/(m x K) for graphite modified Plasterboards



- standard with acoustic tissue for best acoustic performance





- variety of jointless patterns in modern design



- for fast and economic installation in a system with Fix Jointfilling and adhesive technique

<b>Characteristics</b>	Rigitone Climafit boards are composed of a graphite-modified gypsum board from reprocessing. The special feature is the very good thermal conductivity with > 0.5 W/(m x K).
<b>Application</b>	Thanks to their excellent acoustic and thermal conductive properties, it is used as planking of high performance air conditioning systems with simultaneous improvement of the room acoustics.
<b>Installation</b>	Rigitone Climafit boards are installed according to the Rigips installation leaflet and DIN 18181.

### Technical data

<b>Type</b>	Plasterboards from reprocessing		as per DIN EN 14190	
	non-combustible European Classification: A2-s1, d0 (C.4)		as per DIN EN 14190	
<b>Edge profile</b>	Longitudinal edges		SK	
	designed for filling of joints with Rigips VARIO joint filler, Rigitone Mix or for gluing with jointing compound 63			
<b>Dimensions</b>	Transverse edges		SK	
	Nominal thickness	10	[mm]	
Width x Length		For possible dimensions please consult our delivery program		
<b>Dimensions</b>	Dimensional tolerances	Thickness	±0.5	[mm]
		Width	±1.0	[mm]
		Length	+1/-1.5	[mm]
		Squareness: dimensional deviation from diagonal)	≤ 1	[mm/m]
				as per DIN EN 520





The information in this publication is based on our current technical knowledge and experience. In view of the many factors that may affect processing and application of our products, these data do not relieve the users of our products from the responsibility of carrying out their own inspections and tests, as they only represent general guidelines. They neither do imply any legally binding assurance of certain properties or of suitability for a particular application. It is the responsibility of those to whom we supply our products to ensure that any proprietary rights and existing laws and regulations are observed. We reserve the right to modifications in the interests of technical advancement without prior notice.

## Rigitone Climafit 10

Rigitone Climafit 10					
Plasterboard marking	On rear side	no mark (Rigitone Climafit is as usual laminated with an acoustic tissue on the back)			
	Edge marking	Rigitone Climafit ORIGINAL RIGIPS KLEBEFUGE (exception for: 8-15-20 Super, 12-20-35 → ORIGINAL RIGIPS) Rigitone Climafit ORIGINAL RIGIPS SPACHTELFUGE* (exception for: 8-15-20 Super, 12-20-35 → ORIGINAL RIGIPS) One board side is marked with a chalk line. The chalk line indicates the installation direction.			
	Pallet label	The marking on the pallet label contains:  - installation technique: with filling or adhesive joint - order No. - dimension - manufacturing date - CE-marking - A2-s1,d0 (C.4)			
Hole patterns	Square perforation	8/18 Q; 12/25 Q			
	Round perforation	6/18; 8/18		available on request: 10/23; 12/25; 15/30	
	Offset round perforation			available on request: 12-20/66	
	Scattered perforation	8-15-20 super		available on request: 8-15-20; 12-20-35	
Weight	Weight per unit area	ca. 6.5-8.5	[kg/m <sup>2</sup> ]	depends on the pattern	as per DIN 18180
	Apperent density	ca. 850	[kg/m <sup>3</sup> ]	unperforated	as per DIN 18180
Heat	Thermal conductivity $\lambda_R$	≥ 0.66	[W/(m x K)]		as per DIN EN 12664
	Thermal conductivity $\lambda_{10, dry}$	≥ 0.52	[W/(m x K)]		as per DIN EN 12664
	Thermal threshold stress (long term load)	max. 50	[°C]	short-term load 60°C	
Humidity	Dilatation due to changing of relative humidity by 30% (20°C)	0.015	[%]		
	Strength of shape	max. 80% rel. humidity	[%]	unperforated	
		max. 70% rel. humidity	[%]	perforated	
Acoustic	Acoustic properties	according to ISO 345			
	Acoustic tissue (lightgrey)	ca. 50	[g/m <sup>2</sup> ]	paperbased	
	Percent of perforation	8-23	[%]	depends to the pattern	

The information in this publication is based on our current technical knowledge and experience. In view of the many factors that may affect processing and application of our products, these data do not relieve the users of our products from the responsibility of carrying out their own inspections and tests, as they only represent general guidelines. They neither do imply any legally binding assurance of certain properties or of suitability for a particular application. It is the responsibility of those to whom we supply our products to ensure that any proprietary rights and existing laws and regulations are observed. We reserve the right to modifications in the interests of technical advancement without prior notice.

## Rigitone Climafit 10

Bending radii	Perforation	dry		wet		
		concave	convex	concave	convex	
						
	Round perforation	≤ 2,500	≤ 2,500	≤ 2,000	≤ 2,000	[mm]
	Offset round perforation	≤ 2,500	≤ 2,500	≤ 2,000	≤ 2,000	[mm]
	Square perforation	≤ 2,500	≤ 2,500	≤ 1,500	≤ 1,500	[mm]
	Scattered perforation	≤ 2,500	≤ 2,500	≤ 2,000	≤ 2,500	[mm]
Load	Max. load for perforated boards	≤ 3				[kg/m <sup>2</sup> ]
Sign	The values given in this product data sheet solely describe the performance characteristics of the products. Rigips-Systems also have far-reaching structural-physical and static properties, which can be found in our system documentation (e.g. Planen und Bauen).					

The information in this publication is based on our current technical knowledge and experience. In view of the many factors that may affect processing and application of our products, these data do not relieve the users of our products from the responsibility of carrying out their own inspections and tests, as they only represent general guidelines. They neither do imply any legally binding assurance of certain properties or of suitability for a particular application. It is the responsibility of those to whom we supply our products to ensure that any proprietary rights and existing laws and regulations are observed. We reserve the right to modifications in the interests of technical advancement without prior notice.