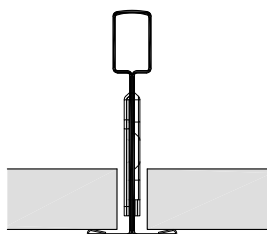
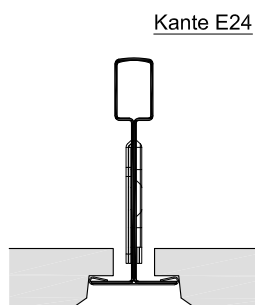
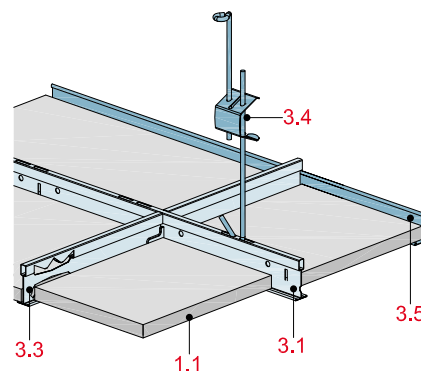


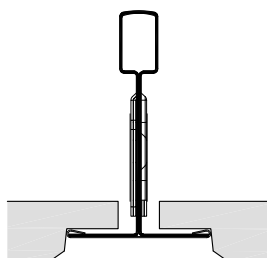
- 1.1 Gyptone Activ'Air Kassettendecken
- 2.1 Abhängerbefestigung  
z.B. Rigips Ankernagel
- 2.2 Randanschlussbefestigung  
z.B. Rigips Nageldübel
- 3.1 Hauptprofil
- 3.2 T-Querprofil (lang)
- 3.3 T-Querprofil (kurz)
- 3.4 Abhänger
- 3.5 Anschluss:  
Winkelprofil



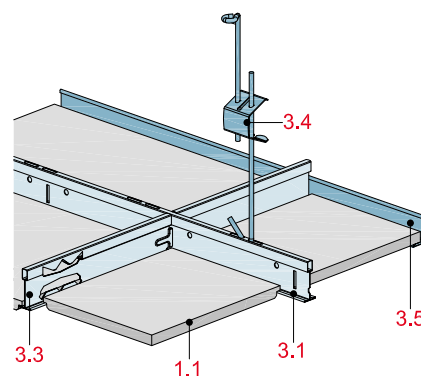
Kante A



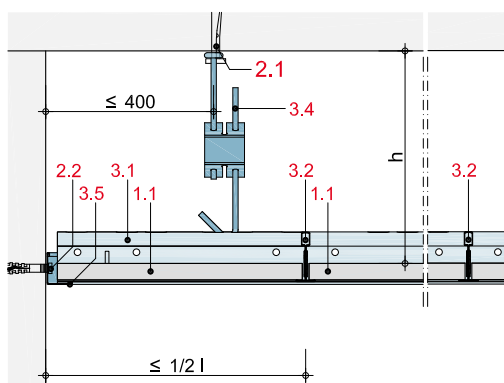
Kante E24



Kante E15



**Schnitt A**



**Schnitt B**

