

GYPTONE POINT 80

Gypsum ceiling tile for suspended ceilings



Product description

Ceiling panel made of the plasterboard with round perforation 5 mm placed in diagonal way on whole surface.

Covered with grey acoustic veil from the back side. Color - white NCS 0300.

Usage

It should be used for making coffer, sound absorbing suspended ceilings in interiors where the relative humidity does not exceed 70%. Because of its properties the product is recommended for the following rooms:

- Offices
- Schools
- Shopping properties
- Hotels
- Health care buildings

Advantages

- **Fire security** - Point 80 tiles have excellent properties in the field of reaction to fire. They are classified as the A2-s1,d0 material, which means „NON-INFLAMMABLE“
- **Climate comfort in the room** - gypsum is an excellent regulator

of the air humidity. By absorbing or returning the excess of humidity gypsum softens the changes in the microclimate and protects our health. The product provides reduction of formaldehyde concentration up to 60% (ceiling alone) or up to 80% (combined with another Activ'Air® products).

- **Acoustic comfort** - Point 80 tiles have high coefficient of sound absorption $\alpha_w = 0,70$. The size and layout of perforation provide excellent and uniform sound absorption in whole frequency range.
- **Hygienic and cleanliness** - the tiles are made of gypsum, which is natural, mineral material. They do not produce dust, do not contain any dangerous fibers nor chemical organic compounds. They are safe during installation as well as during usage.
- **High ceiling aesthetics** - Point 80 tiles have perforated surface with round holes of 5 mm diameter. This fine size and diagonal layout of perforation give specific and impressive view of ceiling surface. High quality of perforation and painting provide unique aesthetics of the ceiling.
- **Durability** - Point 80 tiles are very resistant to time flow, even in the

conditions of periodic humidity increase. During their usage they keep stability in shape, they do not deflect nor sag and keep the original color.

- **Easiness of installation** - Point 80 tiles are very easy to use in every construction of T24 or T15 grid type. High stiffness and proper weight of the boards make the grid leveling easier, whereas the high mechanical resistance limits losses and damages.
- **Easiness of regeneration** - Point 80 tiles can be easily cleaned with a vacuum cleaner or with a damp cloth (sponge) or can be painted with all paints to change color as well as for renovation.

Important information

Product manufactured in accordance to European Standard EN 14190.

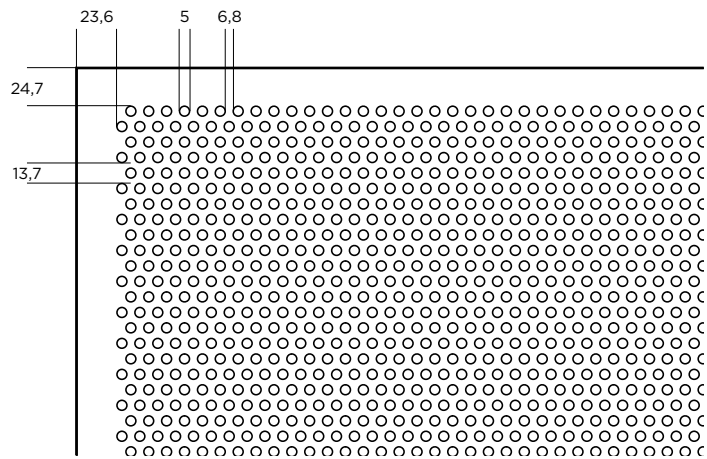
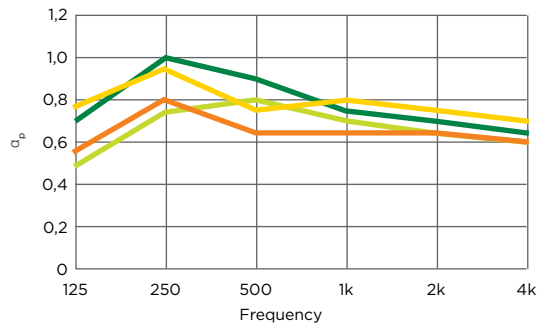
Properties

Pattern	Edge	Size (mm)	Weight (kg/m ²)	Fire reaction class	Sound absorption α_w	Sound insulation D_{ncw}	Humidity resistance RH	Light reflection	Perforation ratio %
Point 80	A	600x600x8	5,30	A2-s1,d0	0,70(L)*	—	70%	70%	19%

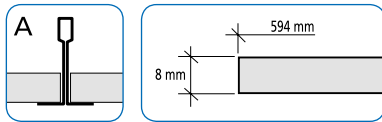
* Value of sound absorption coefficient α_w given for 200mm ceiling distance without mineral wool.

Sound absorption coefficients α_p

Pattern	Suspension distance	Mineral wool	Frequency						α_w value	Absorption class	Test report
			125 Hz	250 Hz	500 Hz	1 kHz	2 kHz	4 kHz			
Point 80	200	—	0,45	0,75	0,80	0,70	0,65	0,60	0,70(L)	C	ITB LZFO0-00785/16
		50 mm	0,70	1,00	0,90	0,75	0,70	0,65	0,75(L)	C	ITB LZFO0-00785/16
	400	—	0,55	0,80	0,65	0,65	0,65	0,60	0,65(L)	C	ITB LZFO0-00785/16
		50 mm	0,75	0,95	0,75	0,80	0,75	0,70	0,80(L)	B	ITB LZFO0-00785/16



Edge details



Installation: Before the start of the tiles' installation, ceiling construction (grid) should be prepared first. The installation should be started with setting the ceiling level by the optical or laser leveler. Water instrument can be used as well.

Then we fix the wall angle with the use of stretcher spikes placed every 500 mm.

Main profiles L = 3600 mm shall be positioned in a module of every 1200 mm, bearing in mind that the first and the last profiles must be detached from the wall not more than 600 mm.

After placing the main profiles we set the points for hangers (every 1200 mm), bearing in mind the fact that the distance of the first and last hanger from the wall can not be longer than 400 mm. For hanger fixing we use only metal fixing system. After mounting the main profiles (every 1200 mm) we place the long cross tees L = 1200 mm every 600 mm. Then between the long cross tees we install the short cross tees profiles L = 600 mm. In such a way we obtain the grate of 600 mm x 600 mm, which we fill with the ceiling tiles in 10%, and then we level it. Ceiling tiles must be put in clean, cotton gloves in order to avoid making spots.

After the process of leveling we fill the surface we all remaining tiles. At the end we make cuttings by walls.

To cut the ceiling tile properly, you should first slightly cut it at the visible side along the demanded line with the

use of fixing knife, then break the tile and cut the paper on the bottom side (just like in case of the plasterboard).

Notice 1.: it is recommended, that the main profiles L = 3600 mm are installed in a parallel direction to the daylight

Notice 2.: connection points of the main profiles should not come in a single line.

Renovation: The tiles should be cleaned with a wet cloth (sponge). In case of the strong dirt the tiles can be painted in a different color. In order to do that, the tiles should be removed from the ceiling construction, placed on a flat surface and painted with a roller or brush.

Acrylic paints are recommended. In case of different kind of paint, one should try it on a small surface first to check the accuracy of painting.

SAINT-GOBAIN

Saint-Gobain Construction
Products Polska Sp. z o.o.

Biurowisko Rigips w Warszawie
02-677 Warszawa, ul. Cybernetyki 9
tel. +48 22 457 14 57 lub 8
fax +48 22 457 14 55
dział techniczny 801 328 788
www.rigips.pl

Data in the leaflet are only a product description. They are general indications based on our knowledge and experience and don't refer to any specific applications. Constantly improving and developing our products, we reserve the right to change the parameters without informing in advance. Presented data can't be the base for any claims. If necessary please contact Rigips Technical Department.

GYPTONE POINT 80 - gypsum ceiling tile for suspended ceilings
July 2017