


Rigips Die Dicke RF 20



- up to 40 % faster installation due to one layer construction



- high stability for higher cantilever loads, ideal for installation walls






- handy size, very easy to transport



- high durability of constructions
- good ecological balance

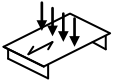
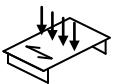
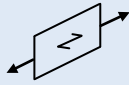
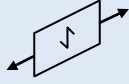
Characteristics	Rigips Die Dicke RF 20 (fire protection boards) are made of a special, reinforced gypsum core encased in cardboard. Therefore, they are especially suited for use in fire protection constructions.
Application	Rigips Die Dicke RF 20 (fire protection boards) are an ideal solution to build up drywalls, installation walls, suspended ceilings, sloping ceilings and many other applications.
Installation	According to the Rigips application guidance

Technical data

Type	Gypsum plasterboard type DFR	as per DIN EN 520	
	Gypsum plasterboard GKF	as per DIN 18180	
	non-combustible		
	European Classification: A2-s1, d0 (B)	as per DIN EN 520	
Edge profile	Longitudinal edges	 Vario	
		Designed for filling of joints with Rigips VARIO joint filler, either with or without reinforcing strips.	
	Transverse edges	 SK  SKF	
Dimensions	Nominal thickness	20 [mm]	
	Width x Lengths	For possible dimensions please consult our delivery programme. Special lengths (intermediate sizes, overlength) and sheet cutting possible - delivery time on request.	
	Dimensional tolerances	Thickness	±0.8 [mm]
		Width	+0/-4 [mm]
Length		+0/-5 [mm]	
Squareness: deviation per m width		≤ 2.5 [mm/m]	
		as per DIN EN 520	

The information in this publication is based on our current technical knowledge and experience. In view of the many factors that may affect processing and application of our products, these data do not relieve the users of our products from the responsibility of carrying out their own inspections and tests, as they only represent general guidelines. They neither do imply any legally binding assurance of certain properties or of suitability for a particular application. It is the responsibility of those to whom we supply our products to ensure that any proprietary rights and existing laws and regulations are observed. We reserve the right to modifications in the interests of technical advancement without prior notice.

Rigips Die Dicke RF 20

Rigips Die Dicke RF 20					
Plasterboard marking	On rear side	The marking in longitudinal direction in red contains: - RIGIPS Die Dicke 20 - CE-symbol - DIN EN 520: type DFR - DIN 18180: GKF - A2-s1, d0 (B) - Production date and/or shift number			
	Edge marking	„RIGIPS DIE DICKE 20“ at the longitudinal edge in red			
Weight	Weight per unit area	≥ 16	[kg/m ²]	as per DIN 18180	
	Apperent density	≥ 800	[kg/m ³]	as per DIN EN 520	
Strengths	Breaking load	⊥ perpendicular to direction of manufacture in longitudinal direction of the board		as per DIN 18180	
		≥ 1160 ⊥ [N] ≥ 480 [N] parallel to direction of manufacture in transverse direction of the board	 	as per DIN 18180	
	Improved core cohesion at high temperature	passed		as per DIN EN 520	
Strengths	Bending tensile strength	≥ 5.1 ≥ 2.1	⊥ [N/mm ²] [N/mm ²]		
	Modulus of elasticity	≥ 2500 ≥ 2000	⊥ [N/mm ²] [N/mm ²]		
	Compressive strength vertical to the surface	5-10	[N/mm ²]		
	Tensile strength	1.8-2.5 in longitudinal direction of the board	[N/mm ²]		 
		1.0-1.2 in transverse direction of the board	[N/mm ²]		
Shear strength	NPD	[N]	connection between board and substructure	as per DIN EN 520	
Shear strength	3.0-4.5 2.5-4.0	[N/mm ²] [N/mm ²]	vertical to surface parallel to surface		

The information in this publication is based on our current technical knowledge and experience. In view of the many factors that may affect processing and application of our products, these data do not relieve the users of our products from the responsibility of carrying out their own inspections and tests, as they only represent general guidelines. They neither do imply any legally binding assurance of certain properties or of suitability for a particular application. It is the responsibility of those to whom we supply our products to ensure that any proprietary rights and existing laws and regulations are observed. We reserve the right to modifications in the interests of technical advancement without prior notice.

Rigips Die Dicke RF 20

Heat	Thermal conductivity λ_{R}	0.25	[W/(m x K)]	as per DIN EN 520
	Thermal expansion coefficient at 60% RH	0.013-0.020	[mm/(m x K)]	
	Thermal threshold stress (long-term load)	max. 50	[°C]	short-term load 60°C
Humidity	Vapour diffusion resistance factor μ	dry 10 wet 4	[-] [-]	as per DIN EN 520
	Diffusion equivalent air layer thickness s_d	dry 0.20 wet 0.08	[m] [m]	as per DIN 4108
	Dilatation due to changing of relative humidity by 30% (20°C)	0.015	[%]	
Sign	The values given in this product data sheet solely describe the performance characteristics of the products. Rigips-Systems also have far-reaching structural-physical and static properties, which can be found in our system documentation (e.g. Planen und Bauen).			

The information in this publication is based on our current technical knowledge and experience. In view of the many factors that may affect processing and application of our products, these data do not relieve the users of our products from the responsibility of carrying out their own inspections and tests, as they only represent general guidelines. They neither do imply any legally binding assurance of certain properties or of suitability for a particular application. It is the responsibility of those to whom we supply our products to ensure that any proprietary rights and existing laws and regulations are observed. We reserve the right to modifications in the interests of technical advancement without prior notice.