

## Rigips Die Weiße RF 12,5



- very light, white cardboard for high-quality surface (aesthetics) with Q3-quality
- ideal solution for an optimal impression of the room
- very good joints and surface finish



- high-quality cardboard – high resistance to mold and yellowing
- complete solution from a single source





- time savings of up to 3.5 hours on 100 m<sup>2</sup> - no sharp smoothing of cardboard surface necessary
- jointing without reinforcement



- high durability of constructions
- good ecological balance

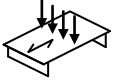
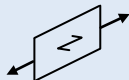
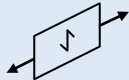
<b>Characteristics</b>	Rigips Feuerschutzplatten (fire protection boards) are made of a special, reinforced gypsum core encased in cardboard. Therefore, they are especially suited for use in fire protection constructions.
<b>Application</b>	Rigips Feuerschutzplatten (fire protection boards) are an ideal solution to build up drywalls, installation walls, suspended ceilings, sloping ceilings and many other applications.
<b>Installation</b>	According to the Rigips application guidance

### Technical data

<b>Type</b>	Gypsum plasterboard type DF	as per DIN EN 520	
	Gypsum plasterboard GKF	as per DIN 18180	
	non-combustible European Classification: A2-s1, d0 (C.1)	as per DIN EN 520	
<b>Edge profile</b>	Longitudinal edges	 Vario Designed for filling of joints with Rigips VARIO joint filler, either with or without reinforcing strips.	
	Transverse edges	 SKF	
<b>Dimensions</b>	Nominal thickness	12.5 [mm]	
	Width x Lengths	For possible dimensions please consult our delivery programme. Special lengths (intermediate sizes, overlength) and sheet cutting possible - delivery time on request.	
	Dimensional tolerances	Thickness	±0.5 [mm]
		Width	+0/-4 [mm]
Length		+0/-5 [mm]	
Squareness: deviation per m width		≤ 2.5 [mm/m]	

The information in this publication is based on our current technical knowledge and experience. In view of the many factors that may affect processing and application of our products, these data do not relieve the users of our products from the responsibility of carrying out their own inspections and tests, as they only represent general guidelines. They neither do imply any legally binding assurance of certain properties or of suitability for a particular application. It is the responsibility of those to whom we supply our products to ensure that any proprietary rights and existing laws and regulations are observed. We reserve the right to modifications in the interests of technical advancement without prior notice.

## Rigips Die Weiße RF 12,5

Rigips Die Weiße RF 12,5					
Plasterboard marking	On rear side	The marking in longitudinal direction in red contains: <ul style="list-style-type: none"> <li>- RIGIPS Feuerschutzplatte !!! Die Weiße !!!</li> <li>- CE-symbol</li> <li>- DIN EN 520: type DF</li> <li>- DIN 18180: GKF</li> <li>- A2-s1, d0 (C.1)</li> <li>- Production date and/or shift number</li> </ul> Generally, together with the lettering, a row of dots mark the board centre within a strip of ca. 5 cm width (position of the metal stud sections for walls).			
	On front side	„RIGIPS VARIO 12,5 !!! Die Weiße !!!“ at the longitudinal edge in red			
Weight	Weight per unit area	≥ 10	[kg/m <sup>2</sup> ]	as per DIN 18180	
	Apperent densitiy	≥ 800	[kg/m <sup>3</sup> ]	as per DIN EN 520	
Strengths	Breaking load	⊥ perpendicular to direction of manufacture in longitudinal direction of the board		as per DIN 18180	
		≥ 610 ⊥ [N] ≥ 210    [N]			
	parallel to direction of manufacture in transverse direction of the board		as per DIN 18180		
	Improved core cohesion at high temperature	passed		as per DIN EN 520	
	Bending tensile strength	≥ 6.8	⊥ [N/mm <sup>2</sup> ]		
		≥ 2.4	[N/mm <sup>2</sup> ]		
Modulus of elasticity	≥ 2800	⊥ [N/mm <sup>2</sup> ]	as per DIN 18180		
	≥ 2200	[N/mm <sup>2</sup> ]	as per DIN 18180		
Compressive strength vertical to the surface	5-10	[N/mm <sup>2</sup> ]			
Tensile strength	1.8-2.5	[N/mm <sup>2</sup> ]			
	1.0-1.2	[N/mm <sup>2</sup> ]			
Shear strength	NPD	[N]	connection between board and substructure	as per DIN EN 520	
Shear strength	3.0-4.5	[N/mm <sup>2</sup> ]	vertical to surface		
	2.5-4.0	[N/mm <sup>2</sup> ]	parallel to surface		

The information in this publication is based on our current technical knowledge and experience. In view of the many factors that may affect processing and application of our products, these data do not relieve the users of our products from the responsibility of carrying out their own inspections and tests, as they only represent general guidelines. They neither do imply any legally binding assurance of certain properties or of suitability for a particular application. It is the responsibility of those to whom we supply our products to ensure that any proprietary rights and existing laws and regulations are observed. We reserve the right to modifications in the interests of technical advancement without prior notice.

## Rigips Die Weiße RF 12,5

Heat	Thermal conductivity $\lambda_{R}$	0.25	[W/(m x K)]	as per DIN EN 520
	Thermal expansion coefficient at 60% RH	0.013-0.020	[mm/(m x K)]	
	Thermal threshold stress (long-term load)	max. 50	[°C]	short-term load 60°C
Humidity	Vapour diffusion resistance factor $\mu$	dry 10 wet 4	[-] [-]	as per DIN EN 520
	Diffusion equivalent air layer thickness $s_d$	dry 0.13 wet 0.05	[m] [m]	as per DIN 4108
	Dilatation due to changing of relative humidity by 30% (20°C)	0.015	[%]	
Sign	The values given in this product data sheet solely describe the performance characteristics of the products. Rigips-Systems also have far-reaching structural-physical and static properties, which can be found in our system documentation (e.g. Planen und Bauen).			

The information in this publication is based on our current technical knowledge and experience. In view of the many factors that may affect processing and application of our products, these data do not relieve the users of our products from the responsibility of carrying out their own inspections and tests, as they only represent general guidelines. They neither do imply any legally binding assurance of certain properties or of suitability for a particular application. It is the responsibility of those to whom we supply our products to ensure that any proprietary rights and existing laws and regulations are observed. We reserve the right to modifications in the interests of technical advancement without prior notice.