


## Rigips Feuerschutzplatte RF 12,5



- flexible and space saving
- individual room layout



- extended durability
- excellent ecobalance






- agreeable inside air humidity
- recommended by the IBR Rosenheim



- cost-effective due to short construction time
- no long drying times

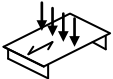
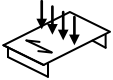
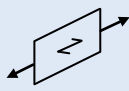
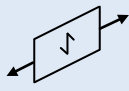
<b>Characteristics</b>	Rigips Feuerschutzplatten RF 12,5 (fire protection boards) are made of a special, reinforced gypsum core encased in cardboard. Therefore, they are especially suited for use in fire protection constructions.
<b>Application</b>	Rigips Feuerschutzplatten RF 12,5 (fire protection boards) are an ideal solution to build up drywalls, installation walls, suspended ceilings, sloping ceilings and many other applications.
<b>Installation</b>	According to the Rigips application guidance

### Technical data

<b>Type</b>	Gypsum plasterboard type DF	as per DIN EN 520			
	Gypsum plasterboard GKF	as per DIN 18180			
	non-combustible				
	European Classification: A2-s1, d0 (B)	as per DIN EN 520			
<b>Edge profile</b>	Longitudinal edges		Vario		
		Designed for filling of joints with Rigips VARIO joint filler, either with or without reinforcing strips.			
	Transverse edges		SK	 SKF	
<b>Dimensions</b>	Nominal thickness	12.5	[mm]		
	Width x Lengths	For possible dimensions please consult our delivery programme. Special lengths (intermediate sizes, overlength) and sheet cutting possible - delivery time on request.			
	Dimensional tolerances	Thickness	±0.5	[mm]	as per DIN EN 520
		Width	+0/-4	[mm]	
Length		+0/-5	[mm]		
Squareness: deviation per m width		≤ 2.5	[mm/m]		

The information in this publication is based on our current technical knowledge and experience. In view of the many factors that may affect processing and application of our products, these data do not relieve the users of our products from the responsibility of carrying out their own inspections and tests, as they only represent general guidelines. They neither do imply any legally binding assurance of certain properties or of suitability for a particular application. It is the responsibility of those to whom we supply our products to ensure that any proprietary rights and existing laws and regulations are observed. We reserve the right to modifications in the interests of technical advancement without prior notice.

## Rigips Feuerschutzplatte RF 12,5

Rigips Feuerschutzplatte RF 12,5				
Plasterboard marking	On rear side	The marking in longitudinal direction in red contains: <ul style="list-style-type: none"> <li>- RIGIPS Feuerschutzplatte RF</li> <li>- CE-symbol</li> <li>- DIN EN 520: type DF</li> <li>- DIN 18180: GKF</li> <li>- A2-s1, d0 (B)</li> <li>- Production date and/or shift number</li> </ul> Generally, together with the lettering, a row of dots mark the board centre within a strip of ca. 5 cm width (position of the metal stud sections for walls).		
	On front side	To ease installation, the board centre is marked with the letters RF which are 3-5mm high and located at a distance of about 250 mm (screw spacing) from each other. The position tolerance of the marking from the board centre is $\pm 2$ cm max.		
	Edge marking	„RIGIPS VARIO 12,5“ at the longitudinal edge in red		
Weight	Weight per unit area	$\geq 10$	[kg/m <sup>2</sup> ]	as per DIN 18180
	Apperent density	$\geq 800$	[kg/m <sup>3</sup> ]	as per DIN EN 520
Strengths	Breaking load	$\perp$ perpendicular to direction of manufacture in longitudinal direction of the board		 as per DIN EN 520 as per DIN 18180
		$\geq 610$	$\perp$ [N]	
	$\geq 210$	$\parallel$ [N]		
	$\parallel$ parallel to direction of manufacture in transverse direction of the board		 as per DIN EN 520 as per DIN 18180	
	Improved core cohesion at high temperature	passed		as per DIN EN 520
	Bending tensile strength	$\geq 6.8$	$\perp$ [N/mm <sup>2</sup> ]	
	$\geq 2.4$	$\parallel$ [N/mm <sup>2</sup> ]		
Modulus of elasticity	$\geq 2800$	$\perp$ [N/mm <sup>2</sup> ]	as per DIN 18180	
	$\geq 2200$	$\parallel$ [N/mm <sup>2</sup> ]	as per DIN 18180	
Compressive strength vertical to the surface	5-10	[N/mm <sup>2</sup> ]		
Tensile strength	1.8-2.5	[N/mm <sup>2</sup> ]	 	
	in longitudinal direction of the board			
	1.0-1.2	[N/mm <sup>2</sup> ]		
	in transverse direction of the board			
Shear strength	730	[N]	connection between board and substructure	as per DIN EN 520
Shear strength	3.0-4.5	[N/mm <sup>2</sup> ]	vertical to surface	
	2.5-4.0	[N/mm <sup>2</sup> ]	parallel to surface	

The information in this publication is based on our current technical knowledge and experience. In view of the many factors that may affect processing and application of our products, these data do not relieve the users of our products from the responsibility of carrying out their own inspections and tests, as they only represent general guidelines. They neither do imply any legally binding assurance of certain properties or of suitability for a particular application. It is the responsibility of those to whom we supply our products to ensure that any proprietary rights and existing laws and regulations are observed. We reserve the right to modifications in the interests of technical advancement without prior notice.

## Rigips Feuerschutzplatte RF 12,5

Heat	Thermal conductivity $\lambda_R$	0.25	[W/(m x K)]	as per DIN EN 520
	Thermal expansion coefficient at 60% RH	0.013-0.020	[mm/(m x K)]	
	Thermal threshold stress (long-term load)	max. 50	[°C]	short-term load 60°C
Humidity	Vapour diffusion resistance factor $\mu$	dry 10 wet 4	[-] [-]	as per DIN EN 520
	Diffusion equivalent air layer thickness $s_d$	dry 0.13 wet 0.05	[m] [m]	as per DIN 4108
	Dilatation due to changing of relative humidity by 30% (20°C)	0.015	[%]	
Sign	The values given in this product data sheet solely describe the performance characteristics of the products. Rigips-Systems also have far-reaching structural-physical and static properties, which can be found in our system documentation (e.g. Planen und Bauen).			

The information in this publication is based on our current technical knowledge and experience. In view of the many factors that may affect processing and application of our products, these data do not relieve the users of our products from the responsibility of carrying out their own inspections and tests, as they only represent general guidelines. They neither do imply any legally binding assurance of certain properties or of suitability for a particular application. It is the responsibility of those to whom we supply our products to ensure that any proprietary rights and existing laws and regulations are observed. We reserve the right to modifications in the interests of technical advancement without prior notice.